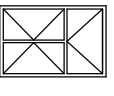

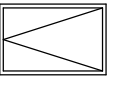
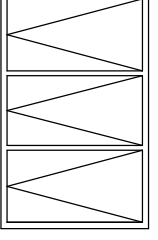
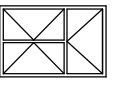

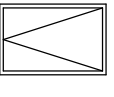
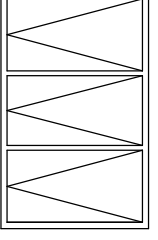
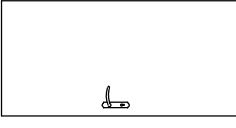
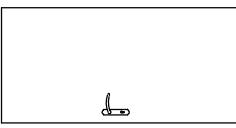
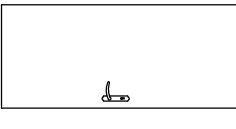

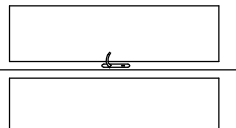


WYKAZ STOLARKI

Okna	1	2	3	4
NR	01	02	03	04
Symbol				
Schemat				
Wymiar w	120.0	60.0	120.0	400.0
światle muru	180.0	80.0	180.0	250.0
Wymiar w	104.0	44.0	104.0	390.0
światle ościeżnicy	164.0	64.0	164.0	240.0
Ilość	10	1	12	1
Uwagi	PCV- RAL 7042	PCV- RAL 7042	PCV- RAL 7042	PCV- RAL 7042

Drzwi

NR	1	2	3	4	5
Symbol	D1	D2	D3	D5	D6
Schemat					
Wymiar w	100.0	100.0	90.0	100.0	125.0
światle muru	205.0	205.0	205.0	205.0	210.0
Wymiar w	90.0	90.0	80.0	90.0	115.0
światle ościeżnicy	200.0	200.0	200.0	200.0	205.0
Rodzaj skrzydła	L R	L R	L R	L R	L R
Ilość	1 0	2 3	0 1	0 1	
Razem	1	5	1	1	2
Uwagi	PCV - RAL 7042	RAL 7042	RAL 7042	RAL 7042 - Łazienkowe	RAL 7042 - Szklane